



International Survey Changing Hospital Policy and Practice

Denise Schwartz, MS, RD, FADA, CNSD
Nutrition Support Coordinator
Providence Saint Joseph Medical Center
Burbank, CA, USA



Providence Saint Joseph Medical Center (PSJMC)




**Critical Care
Nutrition**




Queen's
UNIVERSITY

Improving Organization Performance Team




Study Comparison Results



	PSJMC	US	All Sites
Patients	20	730	2946
Age	76 (F55%)	59 (F41%)	60 (F41%)
Med/Srg/Em%	75/20/5	58/13/28	61/14/25
Vent days	5.9	6.8	7.5
ICU days	9.7	9.6	10.4
LOS	15.9	17.7	23.2
APACHE II	27	22	22
Died %	20	27	29




Disseminated Results to Hospital Administration




- **Director Quality Improvement Patient Safety & Risk Management, Southern CA Region**
- **Chief Medical Officer, Southern CA Region**
- **Chief Medical Officer, San Fernando Valley**
- **Chief Nursing Officer**
- **Director of Quality Improvement and Accreditation**



Presented Results to Medical Committees



- **ICU Committee**
- **Chair Nutrition and Metabolic Committee**
- **Pharmacy and Therapeutics Committee**
- **Patient Care Committee**
- **Institution Review Board**
- **Chief of Staff**




**Critical Care
Nutrition**



Queen's
UNIVERSITY


Opportunity Identified to Improve ICU Glycemic Control



- Increase use of optimum IV insulin drip
- Increase use of long acting insulin
- Decrease reliance on subcutaneous insulin sliding scale as mono-therapy
- Increase RN involvement in glycemic control with MD order set



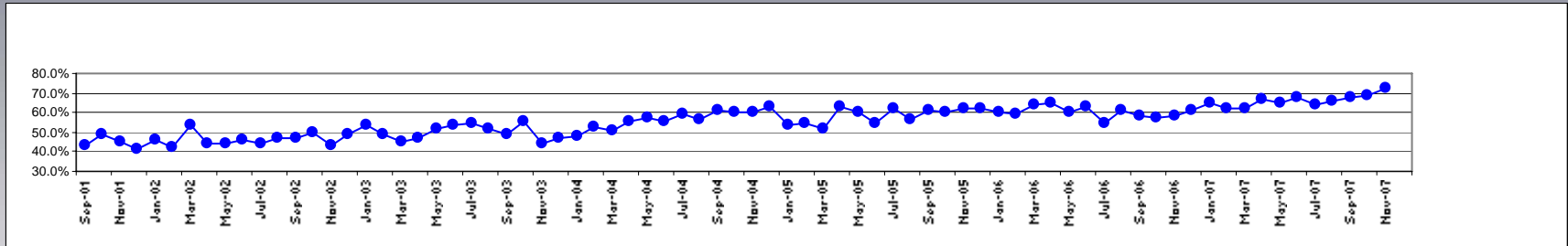

Accomplishments




- **Developed Glycemic Control Committee**
- **Added momentum to PSJMC Nutrition Management of Ventilator Dependent Patients IOP**
- **Selected Improving Glycemic Control as PSJMC Six Sigma Clinical Project**
- **Published Article on International Survey Results in PSJMC Pharmacy Newsletter**
- **Revised ICU Subcutaneous Insulin Orders**

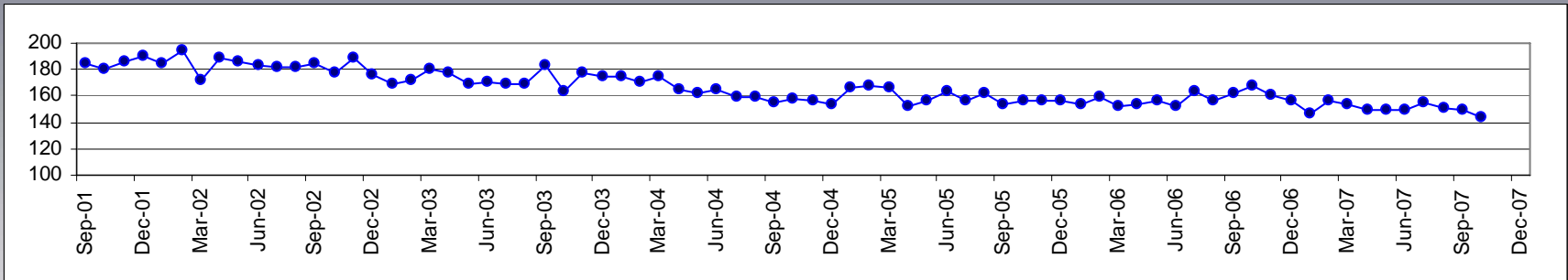


All ICU Glucose Values 60 - 160 mg/dL

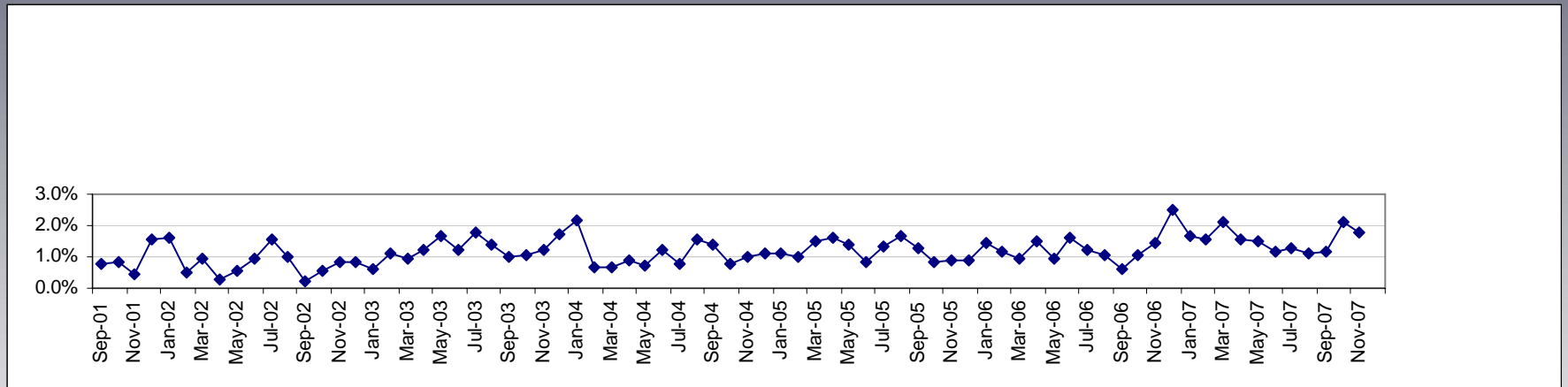





ICU Glucose Average



All ICU Glucose Values < 60 mg/dL



All ICU Glucose Values 80 - 120 mg/dL

