

The International Nutrition Survey is an ongoing quality improvement initiative, which aims to compare current nutrition practices in adult ICU patients within and across different countries.

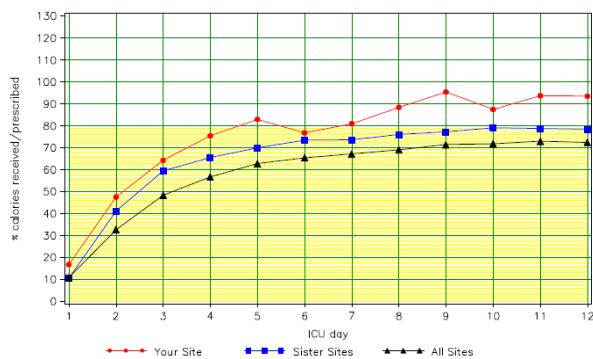
The next survey begins on May 11, 2011.

Why participate? Participating ICUs are provided with a 28-page benchmarked performance report highlighting their strengths and weaknesses in comparison to other ICUs in the database and to the Canadian Clinical Practice Guidelines.

Site Reports

- To obtain a site report, finalize at least 8 patients
- Your site report will allow you to compare your ICU's nutrition practices to:
 - Current guideline recommendations
 - Other ICUs within your country/region
 - All participating ICUs
- Site report provides benchmarked information on:
 - Characteristics of your ICU and patients
 - Overall nutrition performance (see figure below)
 - Type of nutrition patients received
 - Time to initiation of enteral nutrition (EN)
 - Use of glutamine and immune enhancing diets
 - Use of motility agents and small bowel feeding
 - Duration of and Reasons for EN interruptions
 - Use of parenteral nutrition
 - Glycemic control
- Comparing your practices to the guideline recommendations, and to other ICUs will allow you to:
 - Illuminate differences in nutrition practices
 - Identify your strengths and weaknesses
 - Highlight opportunities for improvement
 - Raise questions for future research

Adequacy of Calories from Appropriate Nutrition



Your site's performance is shown alongside that of your "sister sites" (all sites from your geographical region, e.g. United States), and to all sites participating in the survey.

Additional Survey Components!

Best of the Best Award

Awarded to top 10 performing sites in the International Nutrition Survey

Why participate?

Opportunity to be publicly acknowledged and rewarded for outstanding nutrition practices!

How to participate:

- Collect data on at least 20 patients in the Survey
- Allow us to verify your source data
- Eligible ICUs must have feeding protocols in place

Barriers Questionnaire

Participants will receive a special Barriers Questionnaire Site Report

Why participate?

The results of this assessment complements your nutrition performance site report and will inform local quality improvement activities by enabling you to select strategies designed to overcome identified barriers.

How to participate:

- Distribute questionnaire to nurses, physicians and dietitians in your ICU
- Use posters/reminder memos to help maximize number of responses


Remuneration:

- \$500 towards attendance at a scientific meeting of your choice

How to Get Involved

For more information: Go to our website (www.criticalcarenutrition.com) or contact Lauren Murch (Project Assistant) at murchl@kgh.kari.net.

- The Critical Care Nutrition Website is your friend!
 - Quality Improvement Tools at our "Resource Centre"
 - International Nutrition Survey Mailing List and Newsletters
 - International Nutrition Survey "Obtaining Ethics Approval" Help Doc
 - Click on International Nutrition Survey, and then "Getting Started"



What Does Participation Involve?

Collect data from hospital records (20 patients)



Enter data online



Respond to Queries



Receive Site Reports



What Type of Data is Collected?

Hospital and ICU Characteristics

Number of beds in hospital/ICU, dietitian ICU coverage, feeding protocol information, etc.

Patient Information

Sex, age, hospital/ICU admission date/time, primary ICU admission diagnosis, APACHE II score, head of bed elevation, etc.

Baseline Nutrition Assessment

Height/weight, method/weight used in nutrition prescription calculation, prescribed energy/protein intake, date/time EN/PN initiated

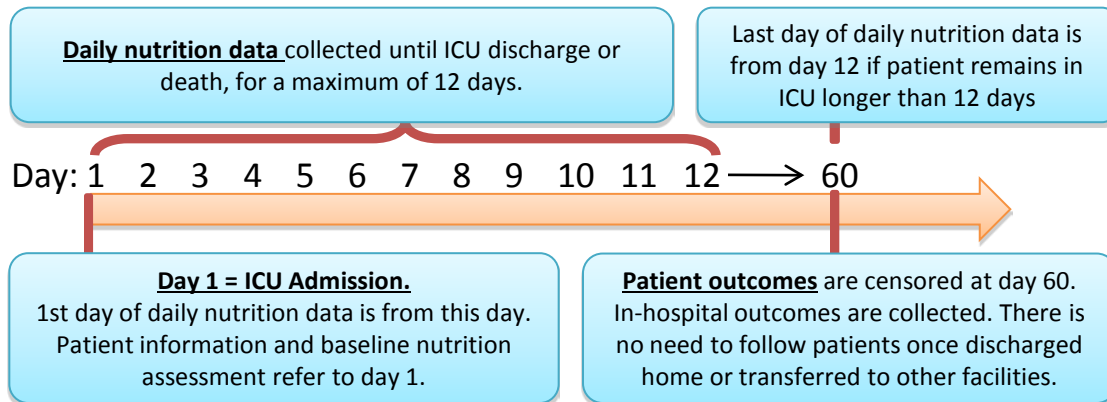
Daily Nutrition Data

Type of nutrition received (EN/PN/oral), morning blood glucose, hypoglycemic events, insulin, supplemental glutamine/selenium, prebiotics/probiotics, propofol, location of feeding tube, motility agents, EN formula(s) provided, PN solution(s) provided, calories/protein from EN/PN, EN interruptions

Patient Outcomes

ICU/hospital discharge date/time, mechanical ventilation stop date/time, death date/time

Patient Data Collection Timeline



Survey Inclusion/Exclusion Criteria

